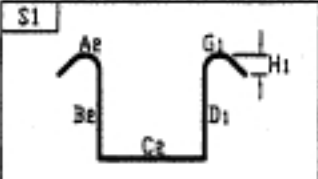
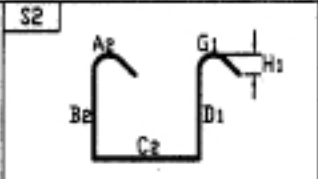
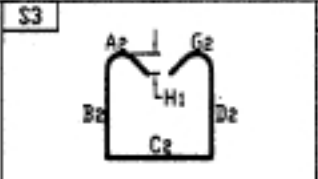
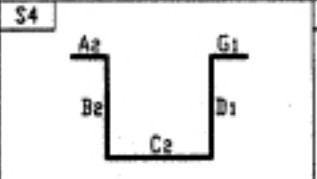
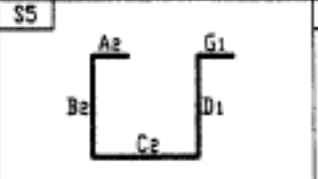
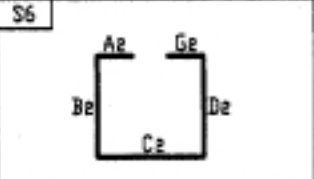
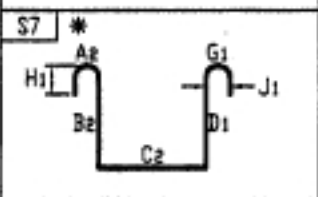
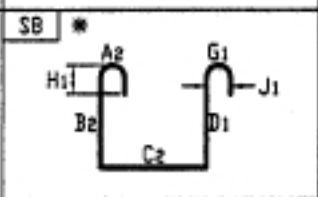
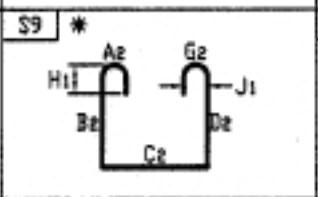
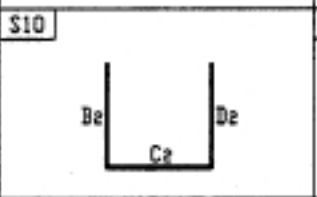
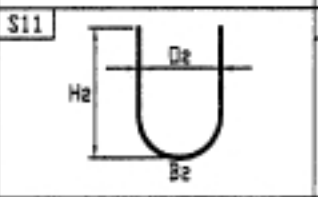
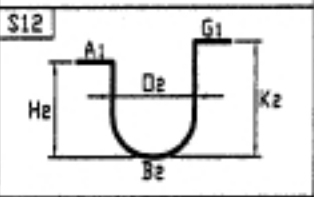

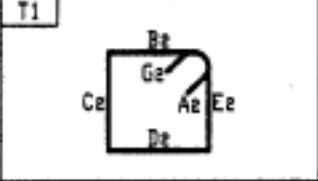
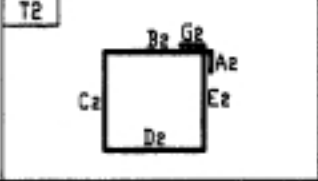



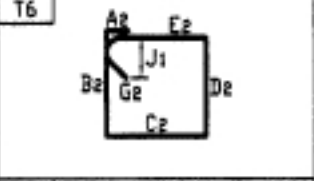


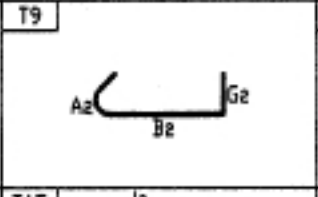
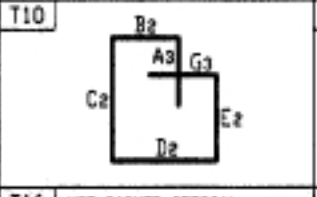
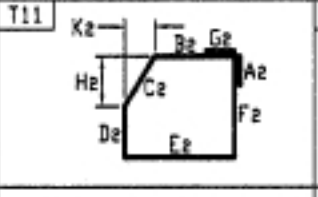
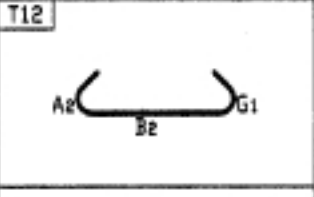


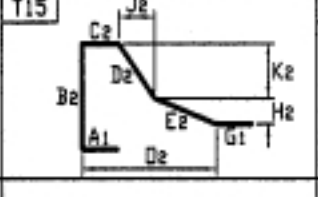
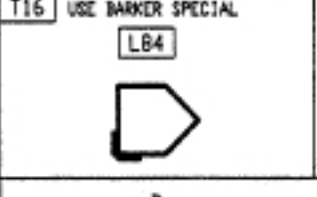
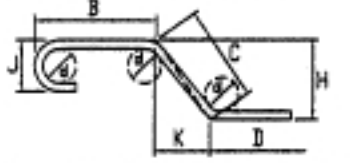


(Tie/Stirrup Pin Bending)

SEE ALLOWABLE CONFIGURATION CHARTS

**ACI-2**  
 REV 02/23/06

|  |  |   |   |   |   |
|--|--|---|---|---|---|
| S1<br>                              | S2<br>                              | S3<br>    | S4<br>   | S5<br>   | S6<br>   |
| S7 *<br>                            | S8 *<br>                            | S9 *<br>  | S10<br>  | S11<br>  | S12<br>  |
| S13 USE BARKER SPECIAL<br>LB5<br>   |  |   |   |   |   |
| T1<br>                              | T2<br>                              | T3<br>    | T4 USE BARKER SPECIAL<br>LB5<br>   | T5 *<br>   | T6<br>   |
| T7 USE BARKER SPECIAL<br>LB0<br>   | T8 USE BARKER SPECIAL<br>LB1<br>   | T9<br>   | T10<br>   | T11<br>   | T12<br> |
| T13 USE BARKER SPECIAL<br>LB2<br> | T14 USE BARKER SPECIAL<br>LB3<br> | T15<br> | T16 USE BARKER SPECIAL<br>LB4<br>  | <p>Codes:<br/>                     1. Use Optional<br/>                     2. Use Required<br/>                     3. Must Use at Least One Per Bar</p> <p>* Denotes Standard Pin Bending</p> |   |
|  |  |   |  <p>'d' Denotes Bend Dia.<br/>                     ENLARGED VIEW SHOWING BAR BENDING DETAILS</p> |   |   |